

ThermoView® Critical Asset Solution


Pan and tilt accessory datasheet

Highlights

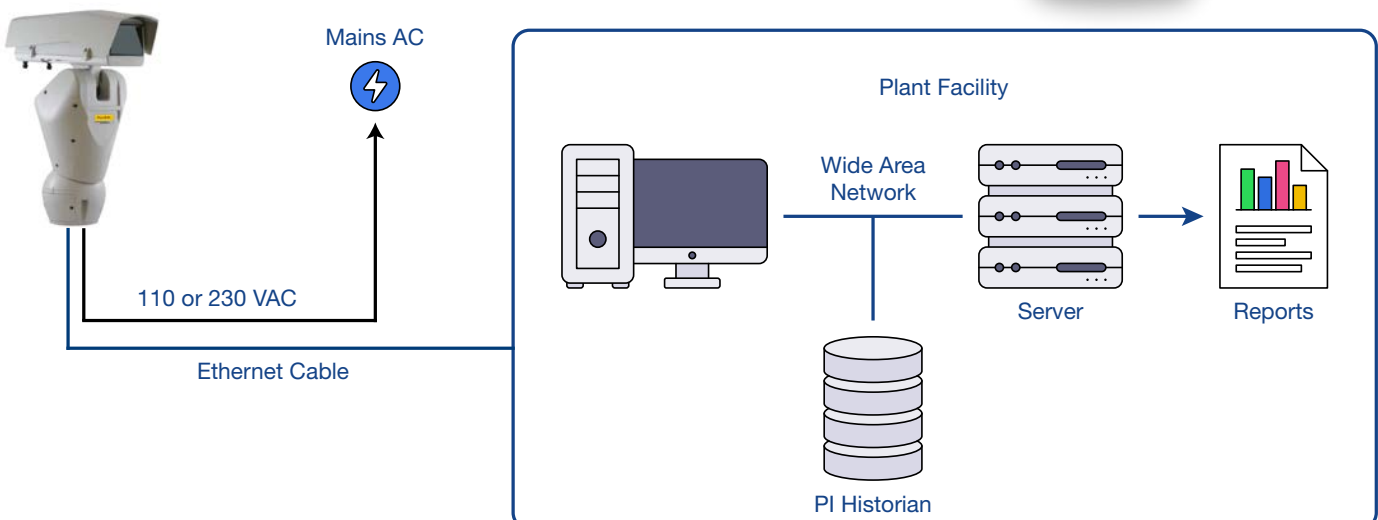
- Designed for harsh environments IP66 housing, protecting the Thermal Imager from dust and water
- Multiple thermal imager solution for large area thermal viewing
- Option wall or pedestal mounted
- 320 x 240 and 640 x 480 infrared resolution for the ThermoView TV43 and TV46, respectively
- Sighting: IR-Fusion® technology (thermal and visible sighting) for easy alignment and added detail on blended images
- ThermoView Critical Asset Monitoring Software—sophisticated analysis based on absolute, differential or rate of change asset temperature conditions.
- Alarm notification through Modbus, EthernetIP, digital outputs, or email

Solution details

1. Pan and tilt enclosure including 10 m ethernet cables
2. TV40 Thermal Imager
3. ThermoView Critical Asset Monitoring Software



Network configuration



General specifications

Camera specifications

Sighting	Thermal imager + visible light camera (640 x 480)
Measuring range	-10 to 1200 °C (14 to 2192 °F)
Measurement accuracy	±2 °C or ±2 % of reading, whichever is greater
Infrared resolution	320 x 240 (76,800 pixels) or 640 x 480 (307,200 pixels)
Add on lens options (add in field)	Standard lens (34° x 25.5°) 0.75x Wide lens (45° x 34°) 2x lens (17° x 12.7°) 4x lens (8.5° x 6.3°)
Focus range	IR 15 cm – ∞ (motorized remote focus) Visible light: 60 cm – ∞
Thermal imager frame time	9 or 60 frames/sec. <i>(must be specified at the time of ordering)</i>

Pan/tilt specifications

Operating temperature	-40 to 50 °C (-40 to 122 °F)
Horizontal rotation	360° continuous rotation
Vertical rotation	-40° up to 90°
Environmental rating	IP66
Mounting	Base mount or wall mount accessories available
Vibration	EN50130-5 Cl.22, Cl.23 (EN60068-2-6)
Weight (camera, pan/tilt)	22 kg (48 lb.)
Power	230 VAC 1.1 A / 110 VAC 2 A

Ordering Considerations

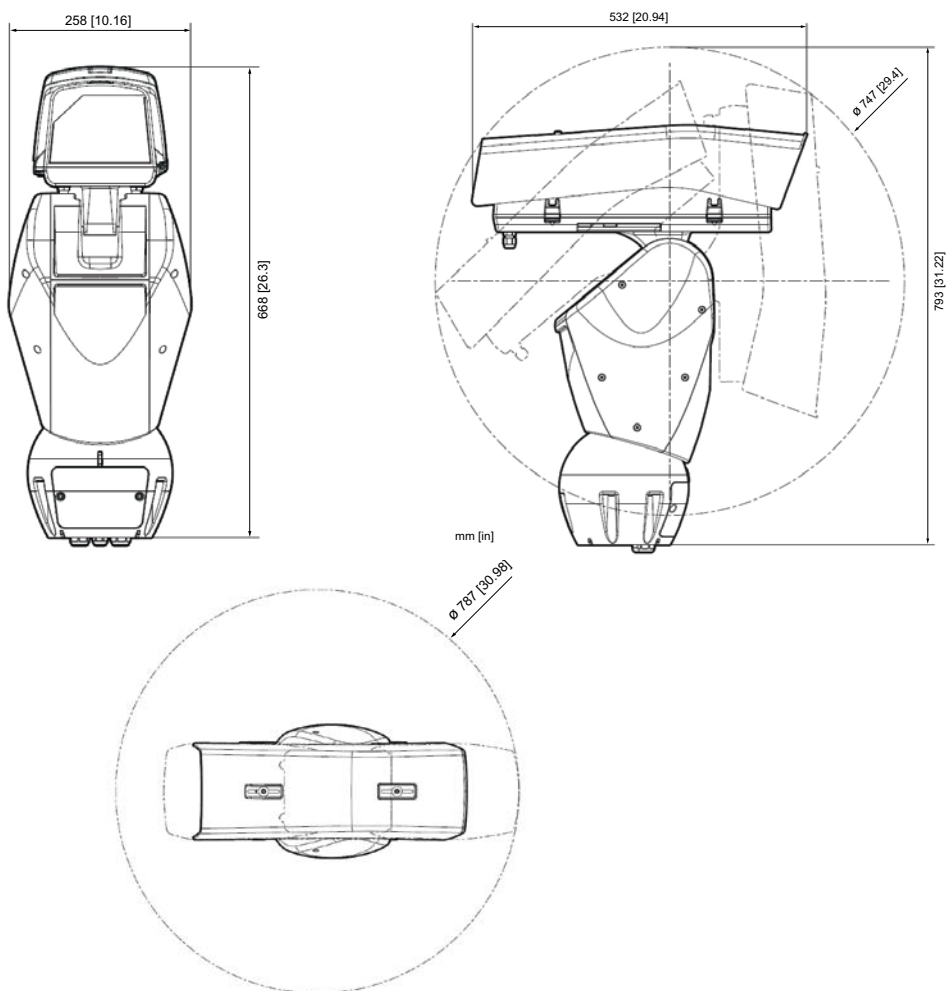
A-TV-PTGW-XXX*	<p>Pan and Tilt ASSY (germanium window version) (For use with TV40 and FPI 2X lens, and FPI 4X lens)</p> <p>Includes:</p> <ul style="list-style-type: none"> • TV40 short ethernet cable (for inside enclosure) • TV40 short power supply cable (for inside enclosure) • 10M ethernet cable • TV40 mounting plate
A-TV-PTVW-XXX*	<p>Pan and Tilt ASSY (glass/germanium) (For use with standard lens and FPI 0.75X WIDE lens)</p> <p>Includes:</p> <ul style="list-style-type: none"> • TV40 short ethernet cable (for inside enclosure) • TV40 Short power supply cable (for inside enclosure) • 10M ethernet cable • TV40 mounting plate
A-TV-PT-WBA	Optional wall mounting bracket
A-TV-PT-WBTAB	Base mount bracket

*XXX is the voltage rating (110 or 230 VAC)

Notes:

1. TV40 camera ordered separately
2. ThermoView Critical Asset Monitoring Software required to operate Pan and Tilt accessory

Dimensions



Note: These TV40 cameras are controlled under ECCN 6A003.B.4.B and an export license is needed for certain destinations. Please see RS1 controls for licensing requirements.

The Fluke Process Instruments Guarantee

The ThermoView TV40 thermal imager and pan and tilt accessory are supported by a 2 year warranty. With a network of trained representatives and agents in over one hundred countries and offices located in the U.S., Germany and China, we provide local service and support.

Fluke Process Instruments

Americas

Everett, WA USA
Tel: +1 800 227 8074 (USA and Canada, only)
+1 425 446 630 0
solutions@flukeprocessinstruments.com

EMEA

Berlin, Germany
Tel: +49 30 4 78 00 80
info@flukeprocessinstruments.de

China

Beijing, China
Tel: +8610 6438 4691
info@flukeprocessinstruments.cn

Japan

Tokyo, Japan
Tel: +81 03 6714 3114
info@flukeprocessinstruments.jp

Asia East and South

India Tel: +91 22 6249 5028
Singapore Tel: +65 6799 5578
sales.asia@flukeprocessinstruments.com

Worldwide Service

Fluke Process Instruments offers services, including repair and calibration. For more information, contact your local office.

www.flukeprocessinstruments.com

© 2019-2020 Fluke Process Instruments
Specifications subject to change without notice.
4/2020 6012824c-en